

List Price Sheet PVC09-1  
Dated April 1, 2009  
Subject to Change Without Notice



# *GENOVA*

## **PVC**

Drain - Waste - Vent

Fittings

Possession of this price list shall not be construed as an offer to sell the products listed.

Possession of this price list shall not be construed as an offer to sell the products listed.

LT Connections is not responsible for typographical or printing errors that may be contained in this price sheet.



3249 Moody Parkway  
Moody, AL 35004

**(800) 355-6637**

Fax: (800) 462-6991

[www.plumbest.com](http://www.plumbest.com)







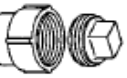


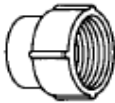
Highridge Business Park  
50 Keystone Boulevard East  
Pottsville, PA 17901-8993


**(800) 325-8999**

Fax: (866) 922-0076

[www.LTConnections.com](http://www.LTConnections.com)  
[info@ltconnections.com](mailto:info@ltconnections.com)

Description	Old Sloane Part No.	Size	Genova Part No.	Master Ctn.	Skid Qty.	List Each
<b>Coupling (H X H)</b>						
	3000	1-1/4"	70114	50	4500	\$ 2.86
	3001	1-1/2"	70115	100	6000	\$ 0.87
	3002	2"	70120	100	3600	\$ 1.13
	3003	3"	70130	20	1200	\$ 3.92
	3004	4"	70140	10	600	\$ 6.47
	3006	6"	70160			\$ 21.06
		6" X 4"	70164			\$ 40.79
Used to join straight lengths of pipe.						
<b>Repair Coupling (H X H)</b>						
	3001R	1-1/2"	70116	100	4500	\$ 4.42
	3002R	2"	70122	100	3600	\$ 3.09
	3003R	3"	70133	20	1200	\$ 7.79
	3004R	4"	70144	10	600	\$ 15.00
Furnished without center stop so that stationary lengths of pipe can be spliced together.						
<b>Reducer Coupling (H X H)</b>						
	3022	2" X 1 1/2"	70121	100	4500	\$ 2.36
	3023	3" X 1 1/2"	70131	20	1600	\$ 7.18
	3024	3" X 2"	70132	20	1600	\$ 5.51
	3025	4" X 2"	70142	20	720	\$ 10.92
	3026	4" X 3"	70143	20	720	\$ 11.62
Used to reduce or increase pipe sizes.						
<b>Flush Bushing (Spg X H)</b>						
	2750	1 1/2" X 1 1/4"	70211	50	4500	\$ 2.92
	2752	2" X 1 1/2"	70221	100	12000	\$ 1.39
	2760	2" X 1 1/4"	70224	70	1080	\$ 2.99
	2762	3" X 1 1/2"	70231	20	2500	\$ 6.71
	2754	3" X 2"	70232	20	2400	\$ 3.51
	2758	4" X 2"	70242	10	1200	\$ 11.68
	2756	4" X 3"	70243	10	1200	\$ 5.96
	2767	6" X 4"	70264	10	360	\$ 30.88
	(Spg X Fpt)	2753	2" X 1 1/2"	★	65	9360
Inserts into fitting hub to reduce to smaller pipe sizes.						
<b>Male Adapter (H X MPT)</b>						
	2870	1-1/4"	70414	50	4500	\$ 2.57
	2871	1-1/2"	70415	100	12000	\$ 1.57
	2872	2"	70420	100	8000	\$ 2.04
	2873	3"	70430	20	1600	\$ 5.87
	2874	4"	70440	10	520	\$ 13.01
Adapts to standard female pipe threads. Teflon thread tape is recommended for threaded joints.						
<b>Female Adapter (H X FPT)</b>						
	2890	1-1/4"	70314	50	4500	\$ 5.91
	2891	1-1/2"	70315	100	6000	\$ 1.53
		1 1/2" X 1 1/4"	70311	100		\$ 6.78
	2892	2"	70320	100	3600	\$ 2.58
	2893	3"	70330	20	1200	\$ 6.94
	2894	4"	70340	10	600	\$ 8.90
2896	6"	70360	10	200	\$ 29.88	
Adapts to standard male pipe threads. Teflon thread tape is recommended for threaded joints.						
<b>Fitting C.O. Adapter, w/Plug (Spg. X Fpt)</b>						
	3701A	1-1/2"	71615	100	4500	\$ 2.62
	3702A	2"	71620	100	3600	\$ 3.59
	3703A	3"	71630	20	1200	\$ 7.27
	3704A	4"	71640	10	600	\$ 13.17
Solvent welds into fitting hub to provide access to piping. Teflon thread tape is recommended for threaded joints						


Description	Old Sloane Part No.	Size	Genova Part No.	Master Ctn.	Skid Qty.	List Each
<b>Fitting C.O. Adapter (Spg. X Fpt)</b>						
	3701	1-1/2"	71614	100	6000	\$ 1.76
	3702	2"	71619	100	4500	\$ 2.47
	3703	3"	71629	20	1440	\$ 6.97
	3704	4"	71639	10	600	\$ 11.45
	3706	6"	71659	10	200	\$ 30.67
Solvent welds into fitting hub and adapts to male threaded plug. This fitting is a component part of Fitting CO w/Threaded Plug.						

<b>Cleanout Plug (MPT)</b>						
	3051	1-1/2"	71815	100	12000	\$ 1.44
	3052	2"	71820	100	6000	\$ 1.47
	3053	3"	71830	100	3600	\$ 2.86
	3054	4"	71840	10	1500	\$ 4.22
	3057	6"	71860	10	480	\$ 14.03


These threaded plugs offer a corrosion proof alternative to metal plugs. Teflon thread tape is recommended for joints.

<b>Countersunk Plug (Mpt)</b>						
	3063	3"	71853	100	4500	\$ 5.62
		4"	71854	10		\$ 5.66


A must for basement floor installation. Eliminates tripping hazard posed by conventional raised head plugs. Interchanges w/Brass or plastic plugs.

<b>Caps (Hub)</b>						
	3081	1-1/2"	70151	100	8000	\$ 3.24
	3082	2"	70152	100	6000	\$ 5.40
	3083	3"	70153	20	2400	\$ 9.35
	3084	4"	70154	10	960	\$ 13.36


Used for permanently or temporarily capping pipe.

<b>22 1/2 Deg Elbow (H X H)</b>						
	2551	1-1/2"	70815	100	3600	\$ 2.25
	2552	2"	70820	20	2400	\$ 2.79
	2553	3"	70830	20	720	\$ 7.15
	2554	4"	70840	10	360	\$ 10.92
	2556	6"	70860	5	75	\$ 65.68









Used to change direction in piping. Sometimes called a 1/16 Bend


<b>22 1/2 Deg Street Elbow (H X Spgt)</b>						
	2561	1 1/2"	75815	100	4500	\$ 6.36
	2562	2"	75820	20	2400	\$ 6.82
	2563	3"	75830	20	720	\$ 10.72
	2564	4"	75840	10	300	\$ 15.62

Used to change direction in piping. Sometimes called a St. 1/16 Bend.


<b>45 Deg Elbow (H X H)</b>						
	2500	1-1/4"	70614	50	2400	\$ 3.09
	2501	1-1/2"	73615	100	2700	\$ 1.74
	2502	2"	73620	100	1200	\$ 2.48
	2503	3"	70630	20	540	\$ 7.32
	2504	4"	70640	10	270	\$ 11.93
	2506	6"	70660			\$ 48.10
	<b>Short Turn</b>	1-1/2"	70615-SHORT	100	2700	\$ 1.61
<b>Short Turn</b>	2"	70620-SHORT	100	1200	\$ 2.55	

Used to change direction in piping. Sometimes called an 1/8 Bend

Description	Old Sloane Part No.	Size	Genova Part No.	Master Ctn.	Skid Qty.	List Each
<b>45 Deg Street Elbow (Spg X Hub)</b>						
	2401	1-1/2" Short Turn	72715	100	4500	\$ 1.59
		1-1/2" Long Turn	72716	100	4500	\$ 1.59
	2402	2"	72720	100	1800	\$ 2.44
	2403	3"	72730	20	540	\$ 6.66
	2404	4"	72740	10	270	\$ 11.40
	2406	6"	72760			\$ 58.91
Used to change direction from a fitting hub to a pipe. Sometimes called an St. 1/8 Bend.						
<b>60 Deg Elbow (H X H)</b>						
	2601	1-1/2"	70915	100	3000	\$ 3.09
	2602	2"	70920	20	1440	\$ 4.11
	2603	3"	70930	20	540	\$ 14.59
	2604	4"	70940	10	270	\$ 20.75
Used to change direction in piping. Sometimes called a 1/6 Bend						
<b>90 Deg Vent Elbow (H X H)</b>						
	2201	1-1/2"	70715	100	2700	\$ 3.28
	2202	2"	70720	20	1440	\$ 4.57
	2203	3"	70730	20	540	\$ 11.52
Used to change direction in the "dry" portion of vent piping where water flow is not a consideration.						
<b>90 Deg Elbow (H X H)</b>						
	2250	1-1/4"	72814	50	3000	\$ 5.47
	2251	1-1/2"	72815	100	2700	\$ 1.76
	2252	2"	72820	100	1200	\$ 2.78
	2253	3"	72830	20	360	\$ 8.20
	2254	4"	72840	10	180	\$ 14.98
	2256	6"	72860			\$ 52.56
		2" X 1-1/2"	72821	20	100	\$ 9.84
	2223	4" X 3"	72834	20	240	\$ 12.60
Used to change direction in piping. Sometimes called a "1/4 Bend"						
<b>90 Deg Elbow w/Side Inlet (H X H X Spg/H)</b>						
	2235	3" X 2" Spg or 1-1/2" Hub *	73131*	20	360	\$ 18.19
Used to connect a branch line or vent at a change of direction in a larger vertical or horizontal pipe. *The inlet is constructed to accept a 2" fitting over its outside diameter or an 1 1/2" pipe into its inside diameter.						
<b>90 Deg Street Elbow (Spg. X H)</b>						
	2451	1-1/2"	72916	100	2700	\$ 2.19
	2452	2"	72926	20	1200	\$ 3.33
	2453	3"	72936	20	360	\$ 8.42
	2454	4"	72946	10	270	\$ 15.84
	2456	6"	72966	5		\$ 73.21
Used to change direction in piping Sometimes called a "Street 1/4 Bend"						
<b>90 Deg Long Sweep Elbow (H X H)</b>						
	2276	1-1/2"	73815	100	1200	\$ 3.93
	2277	2"	73820	80	960	\$ 4.24
	2278	3"	73830	20	240	\$ 10.00
	2279	4"	73840	10	120	\$ 19.08
Used to change direction in piping sometimes called a "Long Turn 1/4 Bend"						
<b>90 Deg Lowheel Inlet Elbow (H X H X Spg/H or H X H X H)</b>						
	2244	3" X 2" Spg or 1-1/2" Hub *	73031*	20	360	\$ 12.72
	2245	3" X 2" Hub	73032	20	360	\$ 13.86
Used to connect a branch line or vent at a change of direction in a larger vertical or horizontal pipe. *The inlet is constructed to accept a 2" fitting over its outside diameter or an 1 1/2" pipe into its inside diameter						


Description	Old Sloane Part No.	Size	Genova Part No.	Master Ctn.	Skid Qty.	List Each
<b>Double 90 Deg Elbow (H X H X H)</b>						
	2261	1-1/2"	70716	50		\$ 5.61
	2263	3"	70736	10	320	\$ 24.02
	2265	2" X 1 1/2" X 1 1/2"	70722	20	1200	\$ 7.48

Ideal for "Back to Back" sink or lavatory installations.

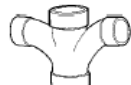
<b>WYE (H X H X H)</b>						
	2300	1-1/4"	71014	50	3000	\$ 6.01
	2301	1-1/2"	71015	25	1500	\$ 4.53
	2302	2"	71020	20	720	\$ 5.30
	2303	3"	71030	20	240	\$ 14.33
	2304	4"	71040	5	135	\$ 25.98
	2306	6"	71060			\$ 78.43
	2325	2" X 1 1/2"	71021	20	900	\$ 6.52
	2324	2" X 1 1/2" X 1 1/2"	71023	20	720	\$ 7.48
	2331	3" X 1 1/2"	71031	20	360	\$ 9.37
	2326	3" X 2"	71032	20	360	\$ 10.60
		4" X 4" X 1 1/2"	71041	10		\$ 28.00
	2328	4" X 2"	71042	10	270	\$ 15.63
	2327	4" X 3"	71043	10	120	\$ 21.09
	2344	6" X 4"	71064			\$ 57.65

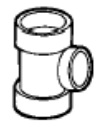
Used when connecting a branch line into a horizontal drain pipe. Also used in conjunction with a "Twist-Lok" plug to provide a cleanout in a drain pipe.

<b>WYE, Street (Spg. X H X H)</b>						
	5303	3"	★	20	360	\$ 18.16
	5327	4" X 4" X 3"	★	5	160	\$ 33.68
	5328	4" X 4" X 2"	★	5	240	\$ 39.68

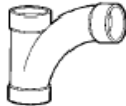
<b>Double Wye (All Hub)</b>						
	2351	1-1/2"	73415	20	900	\$ 10.23
	2352	2"	73420	20	540	\$ 11.02
	2374	2" X 2" X 1 1/2" X 1 1/2"	73421	20	720	\$ 10.07
	2353	3"	73430	10	120	\$ 28.41
	2376	3" X 3" X 1 1/2" X 1 1/2"	73431	10	270	\$ 20.09
	2377	3" X 3" X 2" X 2"	73432	10	270	\$ 21.16
	2354	4"	73440	5	60	\$ 57.62
	2380	4" X 4" X 2" X 2"	73442	5	135	\$ 34.56
	2381	4" X 4" X 3" X 3"	73443	5	90	\$ 45.63

Used to bring two branch lines into a horizontal drain pipe.

<b>Double Fixture Tee (H X H X H X H)</b>						
	4149	2" X 1 1/2" X 1 1/2" X 1 1/2"	72621 ★	20	960	\$ 16.63

<b>Vent Tee (H X H X H)</b>						
	2101	1-1/2"	71415	10	1500	\$ 7.64
	2102	2"	71420	10	1200	\$ 6.47
	2103	3"	71430	10	360	\$ 20.15
		4"	71440	10		\$ 26.68

Used primarily in seepage bed piping grids in conjunction with perforated pipe. Used where flow characteristics are not a primary consideration.

Description	Old Sloane Part No.	Size	Genova Part No.	Master Ctn.	Skid Qty.	List Each
<b>Long Turn Tee Wye (H X H X H)</b>						
	4301	1-1/2"	72515	20	900	\$ 6.43
	4302	2"	72520	10	450	\$ 7.65
	4303	3"	72530	10	120	\$ 19.32
	4304	4"	72540	5	60	\$ 37.73
	4320	2" X 1 1/2"	72521	20	640	\$ 9.24
	4326	3" X 1-1/2"	72531	10	320	\$ 16.01
	4327	3" X 2"	72532	10	270	\$ 12.59
	4337	4" X 2"	72542	10	200	\$ 20.47
	4338	4" X 3"	72543	5	100	\$ 25.58

Used in some plumbing code areas to connect a branch line into a vertical drain pipe instead of a conventional tee fitting. Also used to connect a horizontal branch pipe approaching a horizontal drain pipe on the perpendicular.

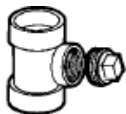
#### Cleanout Test Tee (H X H X Fpt)



2114	1-1/2"	71416	10	1500	\$ 5.38
2115	2"	71421	10	1200	\$ 6.60
2116	3"	71431	10	450	\$ 13.17
2117	4"	71441	10	180	\$ 24.50

Used in conjunction with a threaded plug to provide a cleanout opening. Teflon thread tape is recommended for joints

#### Cleanout Test Tee w/ Cleanout Plug



2114A	1-1/2"	71315	10	1500	\$ 7.48
2115A	2"	71320	10	1200	\$ 8.64
2116A	3"	71330	10	480	\$ 16.52
2117A	4"	71340	10	180	\$ 25.97

Used at the base of a vertical drain pipe to provide a cleanout opening flush with the finished wall.

#### Sanitary Tee (H X H X H)




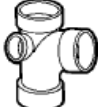





2150	1-1/4"	71114	50	2400	\$ 4.73
2151	1-1/2"	71115	20	1600	\$ 2.96
2152	2"	71120	20	900	\$ 4.35
2153	3"	71130	20	240	\$ 11.44
2154	4"	71140	10	120	\$ 20.34
2156	6"	71160			\$ 84.82
2126	2 X 1 1/2"	71121	20	900	\$ 3.85
2127	2 X 1 1/2 X 2"	71122	20	900	\$ 4.63
2128	2 X 1 1/2 X 1 1/2"	71123	20	1200	\$ 3.83
2131	3 X 1 1/2"	71131	20	540	\$ 8.09
2130	3 X 2"	71132	20	540	\$ 8.55
	4 X 1 1/2"	71141	10		\$ 20.13
2134	4 X 2"	71142	10	270	\$ 18.18
2136	4 X 3"	71143	10	180	\$ 24.70
	6 X 4"	71164	5		\$ 82.04

Used when connecting a branch line into a vertical drain pipe.

#### Sanitary Tee Street (Spg X H X H)



5154	4"	76140	10	180	\$ 37.79
------	----	-------	----	-----	----------

Description	Old Sloane Part No.	Size	Genova Part No.	Master Ctn.	Skid Qty.	List Each
<b>Sanitary Tee w/ Right Side Inlet (H X H X H X H)</b>						
	2147R	3" X 3" X 3" X 11/2"	★	10	320	\$ 21.60
	2148R	3" X 3" X 3" X 2"	77232	10	200	\$ 20.80
This fitting provides for the connection of 2" vent or branch waste piping to a vertical pipe.						
<b>Sanitary Tee w/ Left Side Inlet (H X H X H X H)</b>						
	2148L	3" X 3" X 3" X 2"	77132	10	200	\$ 20.80
This fitting provides for the connection of 2" vent or branch waste piping to a vertical pipe.						
<b>Sanitary Tee w/Right &amp; Left Side Inlets (H X H X Spg/H X Spg/H)</b>						
	2147LR**	3" X 3" X 3" X 11/2/2" X 11/2/2"	77031	10	270	\$ 31.72
**Provides for the connection of 11/2" or 2" vent or branch waste piping to a vertical pipe as well as receiving the discharge of a water closet.						
The inlets are constructed to accept a 2" fitting hub over their outside diameter or an 11/2" pipe into their inside diameter.						
	2157LR	4" X 4" X 4" X 2" X 2"	77042	5	90	\$ 37.69
Provides for the connection of 2" vent or branch waste piping to a vertical pipe as well as receive the discharge of a water closet.						
<b>Double Sanitary Tee (H X H X H XH)</b>						
	2187	1-1/2"	73515	20	1200	\$ 6.05
	2186	2"	73520	15	675	\$ 8.89
	2184	3"	73530	10	180	\$ 24.85
	2185	4"	73540	5	90	\$ 39.96
	2188	2" X 2" X 11/2" X 11/2"	73521	15	675	\$ 6.71
	2189	3" X 3" X 11/2" X 11/2"	73531	10	360	\$ 14.27
	2181	3" X 3" X 2" X 2"	73532	10	360	\$ 15.00
	2190	4" X 4" X 2" X 2"	73542	5	180	\$ 33.05
	2191	4" X 4" X 3" X 3"	73543	10	120	\$ 33.91
Used to bring two branch lines into a vertical drain pipe.						
<b>Two-Way Cleanout Tees (H X H X H)</b>						
	3723	3"	71633	10	120	\$ 26.62
	3724	4"	71644	5	60	\$ 34.46
Used with a vertical pipe stack, this fitting provides for above ground level access to piping.						
<b>P Trap LA Pattern w/Union (SJ X H)</b>						
	3221A	1-1/2"	78715	20	720	\$ 12.38
Used to prevent the passage of sewer gas from the plumbing system into house through the plumbing fixture drain, when local code doesn't permit the use of slip coupled traps.						
<b>P Trap, w/Union (H X H)</b>						
	3211E	1-1/2"	78315	20	900	\$ 7.26
	3212E	2"	78320	25	450	\$ 15.77
Used to prevent the passage of sewer gas from the plumbing system into house through the plumbing fixture drain.						

Description	Old Sloane Part No.	Size	Genova Part No.	Master Ctn.	Skid Qty.	List Each
<b>P Trap w/Solvent Weld Joint (H X H)</b>						
	3201	1-1/2"	78515	20	1200	\$ 5.68
	3202	2"	78520	20	540	\$ 7.66
	3203	3"	78530	10	120	\$ 25.96
	3204	4"	78540	5	60	\$ 59.18

Used to prevent the passage of sewer gas from the plumbing system into house through the plumbing fixture drain.

**P Trap w/Cleanout & Solvent Weld Joint (H X H)**

	3201A	1-1/2"	78415	20	900	\$ 9.37
	3202A	2"	78420	20	540	\$ 15.89

Used to prevent the passage of sewer gas from the plumbing system into house through the plumbing fixture drain.

**P-Trap U-Bend (H X H)**

	3201-1	1-1/2"	78015	20	1440	\$ 4.54
	3202-1	2"	78020	20	720	\$ 8.69
	3203-1	3"	78030	15	225	\$ 24.17
	3204-1	4"	78040	10	120	\$ 47.77

Bottom part of trap furnished without cleanout.

**P-Trap Ell (Spg X H)**

(Short Sweep)

	2211	1-1/2"	72915	100	3600	\$ 2.79
	2212	2"	72920	20	1600	\$ 5.46

Used to change direction in the "dry" portion of vent piping where water flow is not a consideration.

**Swivel Drum Trap (H X H)**

3243A	3 X 6 X 1-1/2"	75715	15	540	\$ 22.98
-------	----------------	-------	----	-----	----------

PVC version of the old style bathtub "Drum Trap". Largely replaced today by the conventional 1 1/2" P-Trap

**Trap Adapter, Female w/Self Sealing Nut (H X SJT)**

	2851A	1-1/2"	72215	100	4500	\$ 2.33
	2852A	2"	★	40	3840	\$ 4.65
	2860A	* 1-1/2 X 1-1/2" or 1-1/4"	72211	100	4500	\$ 2.44

Utilized to adapt PVC pipe to tubular traps at wall or floor.\*Utilizes special washer which seals to either 1 1/2" or 1 1/4" tubular products, reducing the number of SKU's needed in inventory. This fitting solvent welds over an 1 1/2" DWV pipe. Sometimes referred to as a Marvel.

**Trap Adapter, Female less Washer & Nut (H X MPT)**

2860	1-1/2" X 1-1/4"	★	90	8640	\$ 2.21
------	-----------------	---	----	------	---------

**Trap Adapter, Male less Washer & Nut (Spg X MPT)**


	2801	1-1/2"	72415	100	4500	\$ 2.07
	2802	2"	72420	100	4500	\$ 6.54

Adapts fitting hub to standard female pipe threads. Teflon thread tape is recommended for threaded joints.

**Trap Adapter, Male w/Washer & Nut (Spg X SJT)**

	2801A	1-1/2"	72315	100	4500	\$ 2.44
	2801A2	*1-1/2 X 1-1/2" or 1-1/4"	72311	100	4500	\$ 2.61

Adapts PVC fitting hub to tubular traps in a wall or floor. \*Utilizes special washer which seals to either 1 1/2" or 1 1/4" tubular products, reducing the number of SKU's needed in inventory. This fitting solvent welds into a 1 1/2" DWV fitting hub. Sometimes called a Marvel.

Description	Old Sloane Part No.	Size	Genova Part No.	Master Ctn.	Skid Qty.	List Each
<b>Closet Flange (Hub)</b>						
	3633	4" X 3"	75135	20	600	\$ 6.66
	3603	4"	75141	10	600	\$ 7.57

Used for mounting toilet base to drain.

**Closet Flange, Hub End w/Adjustable Plastic Ring**


3614	4" X 3"	★	30	960	\$ 12.23
------	---------	---	----	-----	----------

**Closet Flange, Hub End w/Adjustable Metal Ring**

	3614M	4" X 3"	75150	10	600	\$ 14.41
		4" X 3" w/Stainless Steel Ring	75150-S	20		\$ 29.56
	3611M	4"	75155	20	720	\$ 18.46


This flange has an adjustable metal ring which allows for easy toilet alignment and a special closet bolt holding design for easy toilet mounting.

**Closet Flange, w/Adjustable Metal Ring (Spg)**

	3616M	4" X 3"	75146	10	600	\$ 17.46
		4" X 3" w/Stainless Steel Ring	75146-S	20		\$ 35.44
	3612M	4"	75164	10	600	\$ 20.13

This flange has an adjustable metal ring which allows for easy toilet alignment and a special closet bolt holding design for easy toilet mounting.

**Closet Flange, w/ "Pop-Top" feature**

	3632	4" X 3" - Hub	75134	20	600	\$ 7.76
		4" - Hub	75140			\$ 11.55
		4" X 3" - Spigot	75139	20		\$ 11.17

Unique "Pop-Top" feature prevents debris from entering plumbing system prior to setting the toilet. Used for mounting toilet base to drain.

**Offset Closet Flange (Hub) One Piece**

3637	4" X 3"	★	20	480	\$ 30.73
------	---------	---	----	-----	----------

**Offset Closet Flange w/Adjustable Metal Ring (Hub)**

	3639M	4" X 3"	75160	10	600	\$ 23.04
---	-------	---------	-------	----	-----	----------

Used for mounting toilet base to drain.

**Closet Bend, Reducing (Spg X Hub)**

	3103	4" X 3"	72934	20	240	\$ 18.38
---	------	---------	-------	----	-----	----------

Used to change direction in piping and size of pipe directly into fitting hub; usually a closet flange directly under a toilet. Works well in tight space applications on second floors.

**Closet Flange w/Adjustable Metal Ring (Slab)**

		4/4 X 3"	75144	10		\$ 12.91
---	--	----------	-------	----	--	----------

Solvent welds into 4" Sch. 40 or over 3" Sch. 40 pipe. Provides for a simple method of installing a closet flange on a cement floor.

**Expansion Joint (H X H)**

2"	76520	15	675	\$ 59.78
3"	76530	10	360	\$ 73.66
4"	76540	10	120	\$ 174.88

To provide for expansion in straight vertical pipe runs exceeding 35 feet in length.

Description	Old Sloane Part No.	Size	Genova Part No.	Master Ctn.	Skid Qty.	List Each
<b>No Hub Adapter, Cast Iron (Spg X H)</b>						
	3422	2"	72120	100	3600	\$ 4.23
	3423	3"	72130	20	1600	\$ 6.11
	3424	4"	72140	10	960	\$ 7.86

Adapts No Hub Elastomer Coupling to DWV Spigot. Provides a proper method of adapting from no-hub cast iron pipe utilizing the standard no-hub clamp ring.

**Hub Adapter, Cast Iron (Spg X H)**

	3452	2"	70520	25	1500	\$ 6.85
	3468	2 X 1-1/2"	70521	20	1440	\$ 7.85
	3453	3"	70530	20	720	\$ 12.27
	3454	4"	70540	10	360	\$ 21.48
	3464	4 X 3"	70543	20	540	\$ 14.49

Adapts Cast Iron Hub to DWV Spigot. Can be joined to cast iron with Genova Plastic Lead or hot molten lead.

**Spigot Adapter, Cast Iron (H X H)**

	3303	3"	71730	10	600	\$ 15.07
	3304	4"	71740	10	360	\$ 16.32

Adapts Cast Iron Spigot to DWV Spigot. This fitting adapts Sch. 40 pipe to 4" cast iron spigot.

**Adapter Coupling (Sewer H X DWV H)**

	3036	4" X 3"	71543	20	900	\$ 9.54
--	------	---------	-------	----	-----	---------

Adapts Sewer & Drain Spigot to DWV Spigot

**Adapter Bushing (DWV Spg X Sewer H)**

	2841	3"	★	50	3600	\$ 8.93
	2842	4"	75340	25	1125	\$ 4.99

Adapts DWV Hub to Sewer & Drain Spigot

**Adapter Bushing (Sewer Spg X DWV H)**

	2764	4 X 3"	74243	20	900	\$ 9.26
--	------	--------	-------	----	-----	---------

Adapts Sewer & Drain Hub to DWV Spigot

**"Snap-Fit" Thermoplastic Roof Flashings**

11/4-2"	14661	10	\$ 11.71
2"	14562	10	\$ 16.16
3"	14563	10	\$ 16.16
4"	14564	10	\$ 16.16

Base dimensions (14661) 8-1/2" x 11-3/4", (14562-64) 12" X 16".

These weatherproof thermoplastic flashings, featuring a replacement boot, provide a permanent seal around plumbing vent pipes. Manufactured totally from corrosion proof materials. They eliminate shingle staining problems. Can be used on all types of plumbing pipes and electrical conduit.

★ Items indicated with a star have been discontinued and are only available until current stock is depleted.